

MINUTES OF REGULAR MEETING
EAST MONTGOMERY COUNTY IMPROVEMENT DISTRICT
April 14, 2016

THE STATE OF TEXAS §
 §
COUNTY OF MONTGOMERY §

The Board of Directors of East Montgomery County Improvement District (the "District") met in Regular Session, open to the public, on the 14th day of April, 2016, at 6:30 p.m., at the East Montgomery County Improvement District Complex, 21575 U.S. Highway 59 North, EMCID Board Room 103, New Caney, Texas, within the boundaries of the District, and the roll was called of the duly elected officers and members of the Board of Directors, to-wit:

Brenda Webb	Chairperson
Dale Martin	Vice Chair
Scott Hesson	Treasurer
Stephen Carlisle	Secretary
Katherine Persson	Asst. Secretary
Martin Zepeda	Asst. Treasurer
Leonard Rogers	Director
Isidor Ybarra, Jr.	Director

with all of said persons being present, except Director Martin and Persson, thus constituting a quorum.

Also present were Mr. Frank McCrady, Ms. Kelly Mattlage, Ms. Tara Martin, Mr. David Marks, Mr. Joe Costanza, Ms. Kaye Townley, and others from the community, as shown on the attached sign in sheet.

Chairperson Webb called the meeting to order and announced that a quorum was present.

Director Hesson led in prayer followed by the pledge of allegiance led by Director Carlisle.

As the first order of business, Chairperson Webb presented a check in the amount of \$100,000 to Montgomery County Emergency Services District No. 7.

The Board next deferred comments from members of the audience after Chairperson Webb reported that no one had signed up to address the Board.

The Board next considered the review and approval of the minutes of the Board of Directors meetings held on March 21, 2016, March 24, 2016, March 31, 2016 and April 6, 2016. After review and discussion, Director Ybarra made a motion that the minutes of the Board of

Minutes of East Montgomery County Improvement District for April 14, 2016

Directors meetings held on March 21, 2016, March 24, 2016, March 31, 2016 and April 6, 2016, be approved as written. Director Hesson seconded the motion, which unanimously carried.

The Board next considered the financial, bookkeeping, cash flow and investment reports, and authorizing the payment of invoices presented as reflected in said reports. In connection therewith, Ms. Townley presented the financial and investments reports, copies of which are attached hereto, and discussed the invoices presented for payment. Following review, Director Carlisle made a motion that said reports be approved as presented and that payment of invoices be authorized on the Operating Fund being check nos. 13071 through 13120, inclusive, with check no. 13093 being voided, one (1) wire transfer and debits for payroll, and on the Special Events Fund, being check nos. 2448 through 2450, as set forth on the attached reports. Director Hesson seconded the motion, which unanimously carried.

The Board next deferred the approval of an Amended and Restated Agreement with Montgomery County Emergency Services District No. 7 until later in the meeting.

The Board next considered the following announcements:

- None

The Board next recessed to Executive Session at 6:40 p.m. to discuss real property matters pursuant to §551.072, Texas Government Code, pending or contemplated litigation pursuant to §551.071, Texas Government Code, matters in which the duty of the attorney to the District under the Texas Disciplinary Rules of Professional Conduct of the State Bar of Texas clearly conflict with Chapter 551, Texas Government Code, pursuant to §551.071, Texas Government Code, and Economic Development negotiations pursuant to §551.087, Texas Government Code. The Board returned from Executive Session at 8:16 p.m.

The Board next considered the approval of an Amended and Restated Agreement (the "Agreement") with Montgomery County Emergency Services District No. 7. Chairperson Webb reviewed the Agreement with the Board, including the change to add funding, based upon the formula set forth in the Agreement, for the year 2019. After discussion, Director Carlisle moved to approve the Agreement as revised. Director Hesson seconded the motion, which unanimously carried.

The Board next considered the status of development of the District's 12.85 acre site, including the construction of improvements, the leasing of space in the District's office building and the status of the possible condemnation of District property by TxDOT for the Grand Parkway

Minutes of East Montgomery County Improvement District for April 14, 2016

development. Mr. McCrady stated that he had nothing new to report.

The Board next considered a report on activities within the Industrial Park, including the status of sale of dirt out of future detention pond and the status of the contract with TDG for excavation and delivery of said dirt. Mr. Costanza reported that the District has sold \$7,800 of dirt.

The Board next deferred the status of the contract with Quadvest Construction, LP (“Quadvest”) for construction of roads to serve Section 3 after Mr. Costanza noted the contractor is waiting on the drainage project to be completed.

The Board next deferred the approval of plans and specifications and authorization to advertise for bids for the construction of roads to serve Section 4.

The Board next considered the status of platting Sections 3 and 4. Mr. Costanza reported that the Section 3 preliminary plat is complete and that JAC is working on Section 4.

The Board next considered the status of the contract with Quadvest for construction of wastewater lift station. Mr. Costanza presented pay estimate no. 1 in the amount of \$15,975.00 and recommended that the Board approve the payment of same. After discussion, Director Rogers moved to approve pay estimate no. 1, as set out above. Director Zepeda seconded the motion, which unanimously carried.

The Board next deferred the status of the contract with Quadvest for construction of the sanitary sewer and water facilities to serve Industrial Park, Section 3 after Mr. Costanza noted the contractor is waiting on the drainage project to be completed.

The Board next considered the status of the contract with National Sign Co. for installation of signage on FM 1314. Mr. Costanza stated that the sign has been installed and that the installation of electrical wiring for lighting and landscaping is in progress.

The Board next considered the review of bids and authorization of award of contract for installation of IP signage on FM 1485. Mr. Costanza reported that he received a bid from National Sign Co., through the Buy Board, in the amount of \$62,800.00. After discussion, Director Carlisle moved to approve the bid submitted by National Sign Co., as set out above, subject to receipt of Form 1295 from the contractor. Director Hesson seconded the motion, which unanimously carried. Mr. Costanza noted that he estimated the project to cost approximately \$80,000, including the landscaping and lighting, etc.

Minutes of East Montgomery County Improvement District for April 14, 2016

The Board next deferred the status of an Incentive Agreement and a Purchase and Sale Agreement relative to the purchase of a 20 acre site by Command Energy.

The Board next considered the status of the Keysteel expansion project. Mr. Costanza reported that construction of the expansion has begun.

The Board next deferred the status of an Incentive Agreement and Purchase and Sale Agreement with Tiro, Inc., or assignees, relative to the purchase of an approximate 4 acre site.

The Board next considered the status of an Incentive Agreement and Purchase and Sale Agreement with Stanchi Interests LLC (formerly E-Controls) relative to the purchase of a 5 acre site. Mr. McCrady reported that the land transaction has closed.

The Board next considered the status of the Purchase and Sale Agreement with Janista Holdings, LLC. Mr. McCrady reported that the land transaction has closed.

The Board next considered the approval of an Incentive Agreement with General Ballistics, Inc., or assignees, and the approval of a lease agreement relative to same. After discussion, Director Carlisle moved that the Board approve an Incentive Agreement, to authorize Mr. McCrady and Mr. Costanza to proceed with design and bidding for construction of the building, and to authorize Mr. Marks to prepare a lease agreement with purchase option for the project. Director Rogers seconded the motion, which unanimously carried.

The Board next considered construction of a shooting range in the Industrial Park to be for the exclusive use of law enforcement. After discussion, Director Carlisle moved to authorize Mr. Costanza to prepare plans and specifications for the range and to advertise for bids for construction of the range. Director Rogers seconded the motion, which unanimously carried.


The Board next considered the approval of an Agreement for the splash pad site between the District and the City of Splendora ("Splendora") and the status of contracting off of BuyBoard for the construction of the splash pad. Mr. Costanza stated that he advised Kraftsman to submit a revised proposal to the District for execution by Mr. McCrady. He stated that once the revised Agreement has been executed that he will submit to the BuyBoard. Mr. McCrady reported that the City of Roman Forest has committed \$5,000 per year for six (6) years to help with the costs of the water re-use system its splash pad project and that they are ready to proceed. After discussion, Director Ybarra moved to approve the Agreement for the splash pad site at Splendora, and to authorize Mr. McCrady to execute same on behalf of the Board and the District. Director Carlisle seconded the motion, which unanimously carried.

Minutes of East Montgomery County Improvement District for April 14, 2016

The Board next deferred the status of an Incentive Agreement with RREI LP relative to a new service center in the District.


The Board next considered matters for possible placement on future agenda, including conducting a workshop meeting on April 22, 2016, at 11:00 a.m.

There being no further business to come before the Board of Directors, the meeting was adjourned.



Stephen Carlisle
Secretary, Board of Directors

(SEAL)




Minutes of East Montgomery County Improvement District for April 14, 2016

ATTACHMENTS

February 25, 2016

1. Audience Sign-In Sheet
2. ESD 7 proposal
3. Bookkeeper's Reports
4. Resolution Adopting Prevailing Wage Rate Scale for Construction Projects



MUNICIPAL ACCOUNTS
& CONSULTING, L.P.

**East Montgomery County
Improvement District**

Bookkeeper's Report

April 14, 2016

East Montgomery County Improvement District

Account Balances

As of April 14, 2016

Financial Institution (Acct Number)	Issue Date	Maturity Date	Interest Rate	Account Balance	Notes
Fund: Operating					
Certificates of Deposit					
FIRST STATE BANK (XXXXX5226)	06/09/2015	06/08/2016	0.50 %	150,000.00	
ICON BANK (XXXXX4533)	06/14/2015	06/14/2016	0.38 %	200,000.00	
PLAINS STATE BANK (XXXXX8615)	01/07/2016	07/07/2016	0.30 %	240,000.00	
UNITY NATIONAL BANK (XXXXX3146)	08/22/2015	07/17/2016	0.25 %	140,000.00	HOTEL/MOTEL
IBC BANK (XXXXX2255)	01/23/2016	07/21/2016	0.20 %	140,069.04	HOTEL/MOTEL
TEXAS CAPITAL BANK (XXXXX2946)	01/25/2016	07/25/2016	0.35 %	150,000.00	
POST OAK BANK (XXXXX3205)	09/12/2015	08/07/2016	0.30 %	150,000.00	
GREEN BANK (XXXXX0291)	02/16/2016	08/15/2016	0.40 %	100,000.00	HOTEL/MOTEL
IBC BANK (XXXXX1929)	09/23/2015	09/22/2016	0.20 %	50,000.00	
IBC BANK (XXXXX1081)	10/23/2015	10/22/2016	0.20 %	50,000.00	
INDEPENDENT BANK (XXXXX1020)	10/30/2015	10/29/2016	0.60 %	100,000.00	
UNITED TEXAS BANK (XXXXX7653)	03/06/2016	11/02/2016	0.40 %	240,000.00	
ALLEGIANCE BANK (XXXXX4214)	03/17/2016	11/12/2016	0.50 %	240,000.00	
SPIRIT OF TEXAS BANK (XXXXX2731)	03/31/2016	12/20/2016	0.40 %	240,000.00	
Money Market Funds					
TEXPOOL (XXXXX0001)	10/31/2005		0.34 %	2,395,770.74	
PLAINS STATE BANK (XXXXX3271)	05/01/2011		0.30 %	452,415.41	Hotel/Motel Tax
TEXPOOL (XXXXX0007)	02/23/2015		0.34 %	3,120,524.30	Sale of Property
Checking Account(s)					
PLAINS STATE BANK (XXXXX3263)			0.30 %	513,066.71	Checking Account
Totals for Operating Fund:				\$8,671,846.20	
Fund: Capital Projects					
Money Market Funds					
TEXPOOL (XXXXX0004)	05/21/2009		0.34 %	58,198.66	Series 2009
TEXPOOL (XXXXX0006)	08/17/2009		0.34 %	36,700.01	Surplus
Checking Account(s)					
PLAINS STATE BANK (XXXXX3328)			0.00 %	473.89	Checking Account
Totals for Capital Projects Fund:				\$95,372.56	
Fund: Debt Service					
Money Market Funds					
TEXPOOL (XXXXX0002)	03/13/2009		0.34 %	26,931.41	
TEXPOOL (XXXXX0005)	07/07/2009		0.34 %	4,584.90	Debt Reserve
Checking Account(s)					
PLAINS STATE BANK (XXXXX3417)			0.30 %	1,258,897.49	Checking Account
Totals for Debt Service Fund:				\$1,290,413.80	
Fund: Reserve					
Certificates of Deposit					
THE BANK OF RIVER OAKS-DE (XXXXX9548)	01/01/2016	07/01/2016	0.30 %	240,000.00	
GREEN BANK - DEBT (XXXXX0319)	08/10/2015	08/09/2016	0.50 %	115,000.00	

East Montgomery County Improvement District
Summary of Certificates of Deposit with Money Market
 03/25/2016 - 04/14/2016

Financial Institution	Investment Number	Issue Date	Maturity Date	Beginning Balance	Principal From Cash	Principal From Investment	Principal From Withdrawn	Principal Reinvested	Ending Balance	Interest Rate	Beg. Acc. Interest	Interest Earned	Interest Reinvested	Interest Withdrawn	Accrued Interest
Fund: Operating															
Certificates of Deposit															
ALLEGHANCE BANK	XXXX4214	08/17/16	11/12/16	240,000.00	0.00	0.00	0.00	0.00	240,000.00	0.50%	26.30	0.00	0.00	0.00	92.05
FIRST STATE BANK	XXXX5226	06/09/15	06/08/16	150,000.00	0.00	0.00	0.00	0.00	150,000.00	0.50%	595.89	0.00	0.00	0.00	636.99
GREEN BANK	XXXX0291	02/16/16	08/15/16	100,000.00	0.00	0.00	0.00	0.00	100,000.00	0.40%	41.64	0.00	0.00	0.00	63.56
IBC BANK	XXXX1081	10/23/15	10/22/16	50,000.00	0.00	0.00	0.00	0.00	50,000.00	0.20%	42.19	0.00	0.00	0.00	47.67
IBC BANK	XXXX2255	01/23/16	07/31/16	140,069.04	0.00	0.00	0.00	0.00	140,069.04	0.20%	47.59	0.00	0.00	0.00	62.93
IBC BANK	XXXX1929	09/23/15	09/22/16	50,000.00	0.00	0.00	0.00	0.00	50,000.00	0.20%	50.41	0.00	0.00	0.00	55.89
ICON BANK	XXXX4533	06/14/15	06/14/16	200,000.00	0.00	0.00	0.00	0.00	200,000.00	0.38%	393.42	0.00	0.00	0.00	635.07
INDEPENDENT BANK	XXXX1020	10/30/15	10/29/16	100,000.00	0.00	0.00	0.00	0.00	100,000.00	0.60%	241.64	0.00	0.00	0.00	274.52
PLAINS STATE BANK	XXXX8615	01/07/16	07/07/16	240,000.00	0.00	0.00	0.00	0.00	240,000.00	0.30%	153.86	0.00	0.00	0.00	193.31
POST OAK BANK	XXXX3205	09/12/15	08/07/16	150,000.00	0.00	0.00	0.00	0.00	150,000.00	0.30%	240.41	0.00	0.00	0.00	265.07
SPIRIT OF TEXAS BANK	XXXX2731	05/06/15	03/30/16	240,000.00	0.00	0.00	0.00	240,000.00	0.00	0.50%	1,065.21	1,087.16	0.00	1,087.16	0.00
Rolled over From XXXX0684															
SPIRIT OF TEXAS BANK	XXXX2731	03/31/16	12/20/16	0.00	0.00	240,000.00	0.00	0.00	240,000.00	0.40%	0.00	0.00	0.00	0.00	36.82
TEXAS CAPITAL BANK	XXXX2946	01/25/16	07/25/16	150,000.00	0.00	0.00	0.00	0.00	150,000.00	0.35%	86.30	0.00	0.00	0.00	115.07
UNITED TEXAS BANK	XXXX7653	03/06/16	11/02/16	240,000.00	0.00	0.00	0.00	0.00	240,000.00	0.40%	49.97	0.00	0.00	0.00	102.58
UNITY NATIONAL BANK	XXXX3146	08/22/15	07/17/16	140,000.00	0.00	0.00	0.00	0.00	140,000.00	0.25%	207.12	0.00	0.00	0.00	226.30
Totals for Operating Fund:				2,190,069.04	0.00	340,000.00	0.00	240,000.00	2,190,069.04	N/A	3,441.95	1,087.16	0.00	1,087.16	\$2,807.83

Beginning Balance:	\$2,190,069.04	Interest Earned:	\$1,087.16
Plus Principal From Cash:	\$0.00	Less Beg Accrued Interest:	\$3,441.95
Less Principal Withdrawn:	\$0.00	Plus End Accrued Interest:	\$2,807.83
Plus Interest Reinvested:	\$0.00	Fixed Interest Earned:	\$453.04
Fixed Balance:	\$2,190,069.04	MM Interest Earned:	\$1,653.22
MM Balance:	\$5,968,710.45	Total Interest Earned:	\$2,106.26
Total Balance:	\$8,158,779.49		

Methods Used For Reporting Market Values
 Certificates of Deposit: Face Value Plus Accrued Interest
 Securities/Dirct Government Obligations: Market Value Quoted by the Seller of the Security and Confirmed in Writing
 Public Fund Investment Pool/AMN Accounts: Balance = Book Value = Current Market

East Montgomery County Improvement District
Summary of Money Market Funds
 03/25/2016 - 04/14/2016

Fund: Operating		Financial Institution: PLAINS STATE BANK	Account Number: XXXX3271	Date Opened: 05/01/2011	Current Interest Rate: 0.30%	Description	Begin Balance	Cash Added	Cash Withdrawn	Int. Earned	End Balance
03/25/2016							439,651.81				
03/25/2016		Hotel/Motel Tax Revenue						3,564.77			
03/25/2016		Hotel/Motel Tax Revenue						2,577.55			
03/31/2016		Interest (Mar 2016)							110.61		
04/01/2016		Hotel/Motel Tax Revenue						6,510.67			
Totals for Account XXXX3271:							\$439,651.81	\$12,652.99		\$110.61	\$452,415.41
Fund: Operating		Financial Institution: TEXPOOL	Account Number: XXXX0001	Date Opened: 10/31/2005	Current Interest Rate: 0.34%	Description	Begin Balance	Cash Added	Cash Withdrawn	Int. Earned	End Balance
03/25/2016							2,330,095.28				
03/31/2016		Interest (Mar 2016)								675.46	
04/01/2016		Transfer to Checking						(600,000.00)			
04/14/2016		Transfer from Checking						665,000.00			
Totals for Account XXXX0001:							\$2,330,095.28	\$665,000.00	(\$600,000.00)	\$675.46	\$2,395,770.74
Fund: Operating		Financial Institution: XXXX0007	Account Number: XXXX0007	Date Opened: 02/23/2015	Current Interest Rate: 0.34%	Description	Begin Balance	Cash Added	Cash Withdrawn	Int. Earned	End Balance
03/25/2016							3,119,657.15				
03/31/2016		Interest (Mar 2016)								867.15	
Totals for Account XXXX0007:							\$3,119,657.15			\$867.15	\$3,120,524.30
Totals for Operating Fund:							\$5,889,404.24	\$677,652.99	(\$600,000.00)	\$1,653.22	\$5,968,710.45

Methods Used For Reporting Market Values

Certificates of Deposits: Face Value Plus Accrued Interest
 Securities/Direct Government Obligations: Market Value Quoted by the Seller of the Security and Confirmed in Writing
 Public Fund Investment Pool/MM Accounts: Balance = Book Value = Current Market

East Montgomery County Improvement District
Summary of Certificates of Deposit with Money Market
 03/25/2016 - 04/14/2016

Financial Institution	Investment Number	Issue Date	Maturity Date	Beginning Balance	Principal From Cash	Principal From Investment	Principal From	Principal Withdrawn	Principal Reinvested	Ending Balance	Interest Rate	Beg. Acc. Interest	Interest Earned	Interest Reinvested	Interest Withdrawn	Accrued Interest																																																																																																																							
Totals for Capital Projects Fund:																																																																																																																																							
				0.00	0.00	0.00	0.00	0.00	0.00	0.00	N/A	0.00	0.00	0.00	0.00	\$0.00																																																																																																																							
<table style="width: 100%; border-collapse: collapse;"> <tr> <td style="width: 15%;">Beginning Balance:</td> <td style="width: 15%;">\$0.00</td> <td style="width: 15%;"></td> <td style="width: 15%;"></td> <td style="width: 15%;"></td> <td style="width: 15%;"></td> <td style="width: 15%;"></td> <td style="width: 15%;"></td> <td style="width: 15%;"></td> <td style="width: 15%;"></td> <td style="width: 15%;"></td> <td style="width: 15%;"></td> <td style="width: 15%;"></td> <td style="width: 15%;"></td> <td style="width: 15%;"></td> <td style="width: 15%;"></td> <td style="width: 15%;"></td> </tr> <tr> <td>Plus Principal From Cash:</td> <td>\$0.00</td> <td></td> <td></td> <td></td> <td></td> <td></td> <td></td> <td></td> <td></td> <td>\$0.00</td> <td></td> <td></td> <td></td> <td></td> <td></td> <td></td> </tr> <tr> <td>Less Principal Withdrawn:</td> <td>\$0.00</td> <td></td> <td></td> <td></td> <td></td> <td></td> <td></td> <td></td> <td></td> <td>\$0.00</td> <td></td> <td></td> <td></td> <td></td> <td></td> <td></td> </tr> <tr> <td>Plus Interest Reinvested:</td> <td>\$0.00</td> <td></td> <td></td> <td></td> <td></td> <td></td> <td></td> <td></td> <td></td> <td>\$0.00</td> <td></td> <td></td> <td></td> <td></td> <td></td> <td></td> </tr> <tr> <td>Fixed Balance:</td> <td>\$0.00</td> <td></td> <td></td> <td></td> <td></td> <td></td> <td></td> <td></td> <td></td> <td>\$0.00</td> <td></td> <td></td> <td></td> <td></td> <td></td> <td></td> </tr> <tr> <td>MM Balance:</td> <td>\$94,898.67</td> <td></td> <td></td> <td></td> <td></td> <td></td> <td></td> <td></td> <td></td> <td>\$26.39</td> <td></td> <td></td> <td></td> <td></td> <td></td> <td></td> </tr> <tr> <td>Total Balance:</td> <td>\$94,898.67</td> <td></td> <td></td> <td></td> <td></td> <td></td> <td></td> <td></td> <td></td> <td>\$26.39</td> <td></td> <td></td> <td></td> <td></td> <td></td> <td></td> </tr> </table>																	Beginning Balance:	\$0.00																Plus Principal From Cash:	\$0.00									\$0.00							Less Principal Withdrawn:	\$0.00									\$0.00							Plus Interest Reinvested:	\$0.00									\$0.00							Fixed Balance:	\$0.00									\$0.00							MM Balance:	\$94,898.67									\$26.39							Total Balance:	\$94,898.67									\$26.39						
Beginning Balance:	\$0.00																																																																																																																																						
Plus Principal From Cash:	\$0.00									\$0.00																																																																																																																													
Less Principal Withdrawn:	\$0.00									\$0.00																																																																																																																													
Plus Interest Reinvested:	\$0.00									\$0.00																																																																																																																													
Fixed Balance:	\$0.00									\$0.00																																																																																																																													
MM Balance:	\$94,898.67									\$26.39																																																																																																																													
Total Balance:	\$94,898.67									\$26.39																																																																																																																													

Methods Used For Reporting Market Values

Certificates of Deposits: Face Value Plus Accrued Interest
 Securities/Direct Government Obligations: Market Value Quoted by the Seller of the Security and Confirmed in Writing
 Public Fund Investment Pool/AM/Accounts: Balance = Book Value = Current Market

East Montgomery County Improvement District
Summary of Money Market Funds
 03/25/2016 - 04/14/2016

Fund: Capital Projects		Financial Institution: TEXPOOL		Date Opened: 05/21/2009		Current Interest Rate: 0.34%	
Date	Description	Begin Balance	Cash Added	Cash Withdrawn	Int. Earned	End Balance	
03/25/2016		58,182.47					
03/31/2016	Interest (Mar 2016)				16.19		
	Totals for Account XXXX0004:	\$58,182.47			\$16.19	\$58,198.66	
Account Number: XXXX0006		Date Opened: 08/17/2009		Current Interest Rate: 0.34%			
Date	Description	Begin Balance	Cash Added	Cash Withdrawn	Int. Earned	End Balance	
03/25/2016		36,689.81					
03/31/2016	Interest (Mar 2016)				10.20		
	Totals for Account XXXX0006:	\$36,689.81			\$10.20	\$36,700.01	
	Totals for Capital Projects Fund:	\$94,872.28			\$26.39	\$94,898.67	

Methods Used For Reporting Market Values

Certificates of Deposits:	Face Value Plus Accrued Interest
Securities/Direct Government Obligations:	Market Value Quoted by the Seller of the Security and Confirmed in Writing
Public Fund Investment Pool/MM Accounts:	Balance = Book Value = Current Market

East Montgomery County Improvement District
Summary of Certificates of Deposit with Money Market
 03/25/2016 - 04/14/2016

Financial Institution	Investment Number	Issue Date	Maturity Date	Beginning Balance	Principal From Cash	Principal From Investment	Principal Withdrawn	Principal Reinvested	Ending Balance	Interest Rate	Beg. Acc. Interest	Interest Earned	Interest Reinvested	Interest Withdrawn	Accrued Interest
Fund: Reserve															
Certificates of Deposit															
GREEN BANK - DEBT	XXXX0319	08/10/15	08/09/16	115,000.00	0.00	0.00	0.00	0.00	115,000.00	0.50%	359.18	0.00	0.00	0.00	390.68
THE BANK OF RIVER OAKS-DE	XXXX9548	01/01/16	07/01/16	240,000.00	0.00	0.00	0.00	0.00	240,000.00	0.30%	165.70	0.00	0.00	0.00	205.15
UNITY BANK - DEBT	XXXX3249	08/24/15	08/23/16	200,000.00	0.00	0.00	0.00	0.00	200,000.00	0.25%	293.15	0.00	0.00	0.00	320.55
Totals for Reserve Fund:				555,000.00	0.00	0.00	0.00	0.00	555,000.00	N/A	818.03	0.00	0.00	0.00	\$916.38
Beginning Balance:															
Plus Principal From Cash: \$0.00															
Less Principal Withdrawn: \$0.00															
Plus Interest Reinvested: \$0.00															
Fixed Balance: \$555,000.00															
MM Balance: \$0.00															
Total Balance: \$555,000.00															
Totals for District:															
				2,745,069.04	0.00	240,000.00	0.00	240,000.00	2,745,069.04	N/A	4,259.98	1,087.16	0.00	1,087.16	\$3,724.21

Methods Used For Reporting Market Values

Certificates of Deposits: First Value Plus Accrued Interest
 Securities/Direct Government Obligations: Market Value Quoted by the Seller of the Security and Confirmed in Writing
 Public Fund Investment Pool/AM/AM Account: Balance = Book Value = Current Market

East Montgomery County Improvement District
Summary of Certificates of Deposit with Money Market
 03/25/2016 - 04/14/2016

Financial Institution	Investment Number	Issue Date	Maturity Date	Beginning Balance	Principal From Cash	Principal From Investment	Principal Withdrawn	Principal Reinvested	Ending Balance	Interest Rate	Bcg. Acc. Interest	Interest Earned	Interest Reinvested	Interest Withdrawn	Accrued Interest
Totals for Debt Service Fund:															
Beginning Balance:	\$0.00			0.00	0.00	0.00	0.00	0.00	0.00	N/A	0.00	0.00	0.00	0.00	\$0.00
Plus Principal From Cash:	\$0.00								\$0.00						
Less Principal Withdrawn:	\$0.00								\$0.00						
Plus Interest Reinvested:	\$0.00								\$0.00						
Fixed Balance:	\$0.00								\$8.75						
MM Balance:	\$31,516.31								\$8.75						
Total Balance:	\$31,516.31								\$8.75						

Fund: Debt Service

Methods Used For Reporting Market Values

Certificates of Deposits: Face Value Plus Accrued Interest
 Securities/Direct Government Obligations: Market Value Quoted by the Seller of the Security and Confirmed in Writing
 Public Fund Investment Pool/AM Accounts: Balance = Book Value = Current Market

East Montgomery County Improvement District
Summary of Money Market Funds

03/25/2016 - 04/14/2016

Fund: Debt Service		Begin Balance	Cash Added	Cash Withdrawn	Int. Earned	End Balance
Financial Institution: TEXPOOL						
Account Number: XXXX0002 Date Opened: 03/13/2009 Current Interest Rate: 0.34%						
Date	Description					
03/25/2016		26,923.90				
03/31/2016	Interest (Mar 2016)				7.51	
Totals for Account XXXX0002:		\$26,923.90			\$7.51	\$26,931.41
Account Number: XXXX0005 Date Opened: 07/07/2009 Current Interest Rate: 0.34%						
Date	Description					
03/25/2016		4,583.66				
03/31/2016	Interest (Mar 2016)				1.24	
Totals for Account XXXX0005:		\$4,583.66			\$1.24	\$4,584.90
Totals for Debt Service Fund:		\$31,507.56			\$8.75	\$31,516.31

Methods Used For Reporting Market Values

Certificates of Deposits: Face Value Plus Accrued Interest
 Securities/Direct Government Obligations: Market Value Quoted by the Seller of the Security and Confirmed in Writing
 Public Fund Investment Pool/MM Accounts: Balance = Book Value = Current Market

EMCID - GOF
Cash Flow Report - Checking Account

As of April 14, 2016

Num	Name	Memo	Amount	Balance
BALANCE AS OF 03/25/2016				\$83,962.84
Receipts				
	Interest Earned on Allegiance Bank CD xxxx4214 (3/25/16)		631.41	
	EMC Scholarship Foundation Reimbursement (3/28/16)		600.00	
	Hartford Fire Insurance Company (3/28/16)		2,832.00	
	Lone Star College (3/28/16)		1,500.00	
	Lone Star College Rent (3/28/16)		1,500.00	
	MC ESD 7 Award Dinner (3/28/16)		40.00	
	Interest Earned on Checking		125.56	
	Transfer from Texpool (4/1/16)		600,000.00	
	Montgomery County Youth Services (4/7/16)		300.00	
	Sale of Land (4/7/16)		62,150.00	
	Sale of Land (4/7/16)		57,150.00	
	Sales Tax Revenue (Deposited 4/10/16)		47,874.38	
	Sales Tax Revenue - District A (Deposited 4/10/16)		543,359.34	
Total Receipts				1,318,062.69
Disbursements				
13071	Assurity Life Insurance Company	6016 · Health Insurance	(429.11)	
13072	CenturyLink	6351 · Telephone Expense	(1,950.64)	
13073	Grainger	6370 · Repairs & Maint - Building	(1,049.85)	
13074	Home Depot Credit Services	6370 · Repairs & Maint - Building	(414.03)	
13075	Jack Daniels Delivery Service, Inc.	6344 · Delivery Fees	(40.25)	
13076	Labor Ready Central, Inc.	6372 B · Contract Labor Maintenance	(1,674.08)	
13077	New Caney Project Graduation	6321 · Advertising	(1,000.00)	
13078	Stanley Co.	6370 · Repairs & Maint - Building	(10,000.00)	
13079	STMS	6321 · Advertising	(500.00)	
13080	TML - IEBP	6016 · Health Insurance	(11,356.04)	
13081	Triple A Cookers, LLC	6311 · Travel/Training - Board Members	(100.00)	\$ 28,514.00
13082	+ImageNet Consulting LLC	6132 · Office Equipment Lease	(783.14)	
13083	Entergy	6352 · Utilities	(35.96)	
13084	Jack Daniels Delivery Service, Inc.	6344 · Delivery Fees	(40.25)	
13085	Labor Ready Central, Inc.	6372 B · Contract Labor Maintenance	(1,188.20)	
13086	Nacir	6344 · Delivery Fees	(447.54)	
13087	Network PC Pro's	6133 · Computers/Access/Software, etc	(975.00)	
13088	New Caney MUD	6352 · Utilities	(128.92)	
13089	Pitney Bowes, Inc. - Lease	6132 · Office Equipment Lease	(287.00)	
13090	Sammy Taylor Memorial Scholarship	6321 · Advertising	(600.00)	
13091	Sandra Seelye	6030 · Mileage/Auto	(47.30)	
13092	Sprint 925565715	6351 · Telephone Expense	(51.88)	
13093	Top Hat Catering	VOID:\$897.30 - 6359 · Miscellaneous	0.00	
13094	Warren Mather	6030 · Mileage/Auto	(65.34)	
ACH	Montgomery Co. ESD # 6 - Portex Fire Dept	7000 6 · Montgomery Co. ESD # 6	(58,164.33)	
ACH	Montgomery Co. ESD # 7	7000 7 · Montgomery Co. ESD # 7	(19,417.00)	
PR Entry	Payroll Entry	Pay Period 3/15 - 31/16	(16,090.02)	
PR Entry	Payroll Entry	Pay Period 3/15 - 31/16	(4,324.93)	
PR Entry	Payroll Entry	Pay Period 3/15 - 31/16	(120.09)	
PR Entry	Payroll Entry	Pay Period 3/15 - 31/16	(2,577.92)	
Rcpts	Plains State Bank	Bank Service Charges	(100.00)	
TRF	Transfer to Texpool	Transfer to Texpool	(665,000.00)	

EMCID - GOF
Cash Flow Report - Checking Account
 As of April 14, 2016

Num	Name	Memo	Amount	Balance
Disbursements				
Wire	Plains State Bank	Building transfer to Debt Service	(90,000.00)	
Total Disbursements				<u>(888,958.82)</u>
BALANCE AS OF 04/14/2016				<u><u>\$513,066.71</u></u>

EMCID - GOF
Profit & Loss Budget Performance

March 2016

	Mar 16	Budget	\$ Over Budget	Jul '15 - Mar 16	YTD Budget	\$ Over Budget	Annual Budget
Ordinary Income/Expense							
Income							
14000 · Income							
14001 · Sales Tax Revenue	566,947	525,000	41,947	6,036,063	5,975,000	61,063	8,400,000
14002 · Hotel / Motel Tax	15,425	15,500	-75	102,856	143,000	-40,144	200,000
14401 · Interest Earned on Temp. Invest	2,746	500	2,246	11,267	4,500	6,767	6,000
15380 · Miscellaneous Income	3,965	0	3,965	7,412	0	7,412	1,000
15392 · Interest Earned on Checking Acc	236	167	70	2,676	1,500	1,176	2,000
14000 · Income - Other	0			407			
Total 14000 · Income	589,319	541,167	48,152	6,160,682	6,124,000	36,682	8,609,000
Expense							
14300 · EMCID Office Bldg Revenue	1,500	1,500	0	13,500	13,500	0	18,000
14303 · Building Rents - College	0			1,275	0	1,275	0
14304 · Events Revenue	300			794			
14305 · Building Rents - MCYS							
Total 14300 · EMCID Office Bldg Revenue	1,800	1,500	300	15,569	13,500	2,069	18,000
Total Income	591,119	542,667	48,452	6,176,251	6,137,500	38,751	8,627,000
Expense							
16000 · Administrative Expense							
16011 · Salaries	41,899	50,000	-8,101	368,950	440,000	-71,050	600,000
16012 · Payroll Taxes	3,181	4,792	-1,610	22,874	43,125	-20,251	57,500
16014 · Payroll Charges - Psychex / Adm	240	292	-51	2,318	2,625	-307	3,500
16015 · Retirement	2,280	3,750	-1,470	20,075	33,750	-13,675	45,000
16016 · Health Insurance	9,768	10,417	-648	69,460	93,750	-24,290	125,000
16017 · Worker's Compensation	0	0	0	2,261	0	2,261	3,000
16030 · Mileage/Auto	113	2,917	-2,804	1,976	26,250	-24,274	35,000
16096 · Dues/ Professional Memberships	1,300	1,667	-367	17,442	15,000	2,442	20,000
16098 · Subscriptions	0	417	-417	3,251	3,750	-499	5,000
16132 · Office Equipment Lease	783	1,000	-217	5,821	9,000	-3,179	12,000
16133 · Computers/Access/Software, etc	1,410	2,917	-1,506	23,980	26,250	-2,270	35,000
16310 · Travel / Training President CEO	98	5,417	-5,319	33,843	48,750	-14,907	65,000
16311 · Travel/Training - Board Members	489	4,583	-4,094	27,172	41,250	-14,078	55,000
16312 · Travel / Training Staff	49	2,083	-2,034	21,505	18,750	2,755	25,000
16320 · Legal Fees	3,873	16,667	-12,794	122,928	150,000	-27,072	200,000
16321 · Advertising	3,366	9,167	-5,800	95,122	82,500	12,622	110,000
16322 · Auditing Fees	0	0	0	24,750	25,000	-250	25,000
16323 · Financial Advisor	0	0	0	0	2,000	-2,000	2,000
16324 · Engineering Fees	0	3,000	-3,000	35,052	31,000	4,052	40,000
16325 · Election Expense	0	0	0	4,462	0	4,462	40,000
16333 · Accounting	0	3,000	-3,000	38,454	31,000	7,454	40,000
16340 · Supplies	1,191	1,000	191	10,210	12,000	-1,790	18,000
16341 · Printing	9,599	7,750	1,849	36,634	51,750	-15,116	75,000
16344 · Delivery Fees	606	583	23	4,230	5,250	-1,020	7,000
16350 · Postage	0	2,500	-2,500	25,314	22,500	2,814	30,000
16351 · Telephone Expense	2,003	2,917	-914	19,336	26,250	-6,914	35,000
16359 · Miscellaneous	0	0	0	12,900	0	12,900	10,000

EMCID - GOF
Profit & Loss Budget Performance
 March 2016

	Mar 16	Budget	\$ Over Budget	Jul '15 - Mar 16	YTD Budget	\$ Over Budget	Annual Budget
16360 · Bank Service Charges	100	0	100	97	0	97	0
Total 16000 · Administrative Expense	82,349	136,833	-54,485	1,050,418	1,241,500	-191,082	1,718,000
16200 · Building Expense							
16335 · Bldg. Maintenance Contract	15,480	10,000	5,480	90,881	77,000	13,881	98,000
16336 · Grounds Maintenance	0	100	-100	1,985	2,350	-365	10,000
16337 · Security	0	0	0	0	0	0	1,000
16338 · Pond Care	0	0	0	0	0	0	1,000
16352 · Utilities	6,627	7,500	-873	84,041	89,500	-5,459	115,000
16361 · Insurance - Building	38,174	0	38,174	42,320	0	42,320	39,000
16362 · Miscellaneous - Building	0	0	0	0	0	0	1,000
16366 · Waste Removal	0	0	0	3,381	0	3,381	1,000
16367 · Pest Control	57	0	57	702	750	-48	1,000
16370 · Repairs & Maint - Building	4,716	9,000	-4,284	116,093	105,000	11,093	125,000
16371 · Building Supplies	57	0	57	4,943	0	4,943	10,000
16372 · Contract Labor							
16372 b · Maintenance	8,866	6,667	2,200	113,977	60,000	53,977	80,000
Total 16372 · Contract Labor	8,866	6,667	2,200	113,977	60,000	53,977	80,000
16374 · Capital Items	0	0	0	29,250	0	29,250	60,000
17306 · Building Improvements - Capital	0	0	0	0	0	0	10,000
Total 16200 · Building Expense	73,978	33,267	40,711	487,573	334,600	152,973	552,000
17000 · Community Development							
17000 6 · ESD # 6	58,164	58,164	0	523,479	723,507	-200,028	898,000
17000 7 · ESD # 7	19,417	19,417	0	174,753	524,749	-349,996	583,000
1700011 · ESD 11	250,000	0	250,000	250,000	100,000	150,000	350,000
17002 · Com Dev - Legal Fees	0	0	0	21,265	4,500	16,765	10,000
17008 · Com Dev - Special Events	1,999	28,000	-26,001	519,808	232,000	287,808	300,000
17008 · Community Development - Grants	0	0	0	236,608	0	236,608	150,000
17010 · Com Dev - Projects	0	0	0	20,762	150,000	-129,238	300,000
17011 · Scholarship Program	0	165,000	-165,000	1,612	213,000	-211,388	450,000
17013 · Safety Patrol	0	0	0	41,960	0	41,960	50,000
Total 17000 · Community Development	329,580	270,581	58,999	1,790,247	1,947,756	-157,509	3,091,000
17200 · Economic Development Exp							
17100 · Eco Dev - Marketing	17,412	30,000	-12,588	81,141	145,000	-63,859	200,000
17105 · EDC - RLF	0	200,000	-200,000	0	225,000	-225,000	450,000
17106 · Eco Dev - Legal	0	4,000	-4,000	16,307	28,000	-11,693	40,000
17120 · Legal for Land/Bldg/Industrial	0	5,833	-5,833	50,441	52,500	-2,059	70,000
17122 · Eng Fees - Industrial Pk	0	2,750	-2,750	34,377	89,250	-54,873	100,000
17140 · Econ Dev Incentives	0	0	0	25,000	0	25,000	200,000
17200a · Economic Development Exp - O...	0	0	0	0	0	0	20,000
17201 · Industrial Park Signage Lease	0	0	0	20,000	20,000	0	20,000
17600 · Industrial Park Capital Improv	16,755	0	16,755	60,255	0	60,255	150,000
17640 · Current Year Incentives Due	13,000	0	13,000	13,000	0	13,000	150,000
Total 17200 · Economic Development Exp	47,167	242,583	-195,416	300,520	559,750	-259,230	1,250,000

EMCID - GOF
Profit & Loss Budget Performance

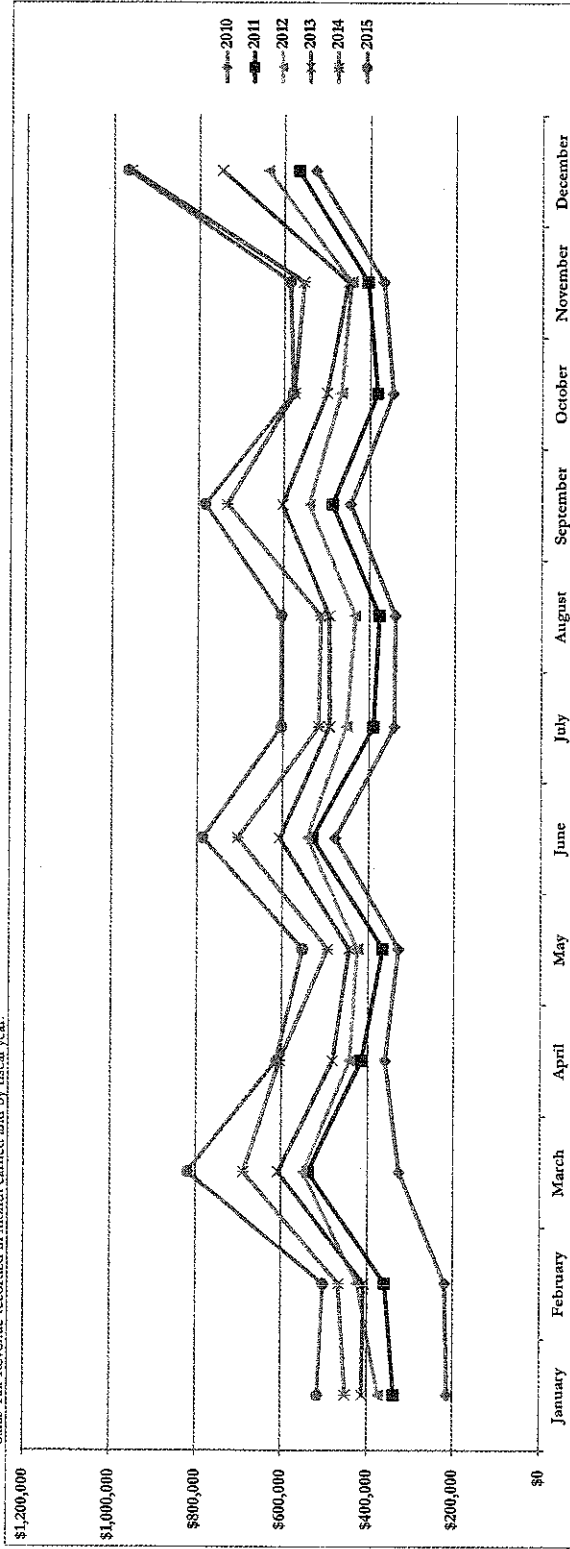
March 2016

	Mar 16	Budget	\$ Over Budget	Jul '15 - Mar 16	YTD Budget	\$ Over Budget	Annual Budget
17300 · Building - Debt Service Exp	90,000	90,000	0	810,000	810,000	0	1,080,000
17302 · Building Payment	90,000	90,000	0	810,000	810,000	0	1,080,000
Total 17300 · Building - Debt Service Exp	0	0	0	0	0	0	300,000
17800 · Savings Expenditures	0	24,880	-24,880	2,010	83,224	-81,214	100,000
17900 · TxDot Services	623,074	798,144	-175,070	4,440,768	4,976,830	-536,062	8,091,000
Total Expense	-31,955	-255,478	223,523	1,735,483	1,160,670	574,813	536,000
Net Ordinary Income							
Other Income/Expense							
Other Expense							
17400a · Earth Quest - Other	0	0	0	0	0	0	20,000
17510 · Industrial Pk Land Purchase	0	0	0	64,343	65,000	-657	511,000
Total Other Expense	0	0	0	64,343	65,000	-657	531,000
Net Other Income	0	0	0	-64,343	-65,000	657	-531,000
Net Income	-31,955	-255,478	223,523	1,671,140	1,095,670	575,470	5,000

**East Montgomery County Improvement District
Sales Tax Revenue History**

Year	January	February	March	April	May	June	July	August	September	October	November	December	Total
2010	\$214,863	\$220,512	\$327,412	\$360,772	\$329,944	\$478,094	\$342,150	\$339,804	\$445,381	\$347,140	\$69,818	\$26,885	\$4,302,777
2011	\$37,655	\$59,851	\$57,595	\$15,270	\$66,424	\$50,303	\$90,891	\$77,612	\$85,632	\$82,571	\$45,755	\$66,377	\$1,155,936
2012	\$74,954	\$24,470	\$19,997	\$12,996	\$26,203	\$43,535	\$52,594	\$43,035	\$41,955	\$67,200	\$44,275	\$40,251	\$742,465
2013	\$13,359	\$9,125	\$8,672	\$8,999	\$44,722	\$68,394	\$92,266	\$93,129	\$64,047	\$50,292	\$50,998	\$77,830	\$625,432
2014	\$51,571	\$67,152	\$90,493	\$65,970	\$94,713	\$76,843	\$17,458	\$13,671	\$4,673	\$7,090	\$55,571	\$58,961	\$7,274,168
2015	\$15,857	\$2,901	\$20,255	\$12,580	\$52,684	\$8,285	\$64,440	\$65,730	\$74,905	\$79,331	\$86,715	\$97,026	\$7,920,710
2016	\$66,947	\$91,234											
Total	\$2,875,206	\$2,975,245	\$3,534,426	\$2,919,587	\$2,614,690	\$3,655,453	\$2,799,799	\$2,763,982	\$3,596,593	\$2,853,624	\$2,813,132	\$4,407,331	\$36,650,887

Sales Tax Revenue recorded in month earned and by fiscal year.



EMCID - CPF
Cash Flow Report - Checking Account
 As of April 14, 2016

Num	Name	Memo	Amount	Balance
BALANCE AS OF 03/25/2016				\$473.89
Receipts				
	No Receipts Activity		<u>0.00</u>	
Total Receipts				0.00
Disbursements				
	No Disbursements Activity		<u>0.00</u>	
Total Disbursements				<u>0.00</u>
BALANCE AS OF 04/14/2016				<u>\$473.89</u>

EMCID - DSF
Cash Flow Report - Checking Account
 As of April 14, 2016

Num	Name	Memo	Amount	Balance
BALANCE AS OF 03/25/2016				\$1,168,698.34
Receipts				
	Interest Earned on Checking		199.15	
	Transfer from GOF to Pay Bond Payment (4/1/2016)		90,000.00	
Total Receipts			<u>90,199.15</u>	90,199.15
Disbursements				
	No Disbursements Activity		0.00	
Total Disbursements			<u>0.00</u>	<u>0.00</u>
BALANCE AS OF 04/14/2016				<u><u>\$1,258,897.49</u></u>

EMCID - Special Events
Cash Flow Report - Checking Account
 As of April 14, 2016

Num	Name	Memo	Amount	Balance
BALANCE AS OF 03/25/2016				\$69,170.53
Receipts				
	Interest Eamed on Checking		17.85	
	Refundable Deposit		500.00	
	Room Rental Income		897.50	
	Refundable Deposit		500.00	
Total Receipts				1,915.35
Disbursements				
2448	Dorenc Mather	Table Cloth Cleaning	(60.00)	
2449	Barbara J Hargis	Returned Deposit	(500.00)	
2450	Sam's Club	Vending Machine Income	(11.98)	
Bank	Plains State Bank	Bank Service Charges	(34.07)	
Total Disbursements				(606.05)
BALANCE AS OF 04/14/2016				\$70,479.83

East Montgomery County Improvement District

Summary of Pledged Securities

As of April 14, 2016

Financial Institution: ALLEGIANCE BANK		
Total CDs, MM:	\$240,000.00	Collateral Security Required: No
Less FDIC coverage:	\$250,000.00	Collateral Security Agreement On File: No
Total pledged securities:	\$0.00	Investment Policy Received: Yes
Ratio of pledged securities to investments:	N/A	
Financial Institution: FIRST STATE BANK		
Total CDs, MM:	\$150,000.00	Collateral Security Required: No
Less FDIC coverage:	\$250,000.00	Collateral Security Agreement On File: No
Total pledged securities:	\$0.00	Investment Policy Received: Yes
Ratio of pledged securities to investments:	N/A	
Financial Institution: GREEN BANK		
Total CDs, MM:	\$100,000.00	Collateral Security Required: No
Less FDIC coverage:	\$250,000.00	Collateral Security Agreement On File: No
Total pledged securities:	\$0.00	Investment Policy Received: Yes
Ratio of pledged securities to investments:	N/A	
Financial Institution: GREEN BANK - DEBT		
Total CDs, MM:	\$115,000.00	Collateral Security Required: No
Less FDIC coverage:	\$250,000.00	Collateral Security Agreement On File: No
Total pledged securities:	\$0.00	Investment Policy Received: Yes
Ratio of pledged securities to investments:	N/A	
Financial Institution: IBC BANK		
Total CDs, MM:	\$240,069.04	Collateral Security Required: No
Less FDIC coverage:	\$250,000.00	Collateral Security Agreement On File: No
Total pledged securities:	\$0.00	Investment Policy Received: Yes
Ratio of pledged securities to investments:	N/A	
Financial Institution: ICON BANK		
Total CDs, MM:	\$200,000.00	Collateral Security Required: No
Less FDIC coverage:	\$250,000.00	Collateral Security Agreement On File: No
Total pledged securities:	\$0.00	Investment Policy Received: Yes
Ratio of pledged securities to investments:	N/A	
Financial Institution: INDEPENDENT BANK		
Total CDs, MM:	\$100,000.00	Collateral Security Required: No
Less FDIC coverage:	\$250,000.00	Collateral Security Agreement On File: No
Total pledged securities:	\$0.00	Investment Policy Received: Yes
Ratio of pledged securities to investments:	N/A	
Financial Institution: PLAINS STATE BANK (Depository Bank)		
Total CDs, MM, and Checking Accounts:	\$2,535,333.33	Collateral Security Required: Yes
Less FDIC coverage:	\$250,000.00	Collateral Security Agreement On File: Yes
Total pledged securities:	\$2,526,611.24	Investment Policy Received: Yes
Ratio of pledged securities to investments:	110.55 %	

East Montgomery County Improvement District

Summary of Pledged Securities

As of April 14, 2016


Financial Institution: POST OAK BANK		
Total CDs, MM:	\$150,000.00	Collateral Security Required: No
Less FDIC coverage:	\$250,000.00	Collateral Security Agreement On File: No
Total pledged securities:	\$0.00	Investment Policy Received: Yes
Ratio of pledged securities to investments:	N/A	
Financial Institution: SPIRIT OF TEXAS BANK		
Total CDs, MM:	\$240,000.00	Collateral Security Required: No
Less FDIC coverage:	\$250,000.00	Collateral Security Agreement On File: No
Total pledged securities:	\$0.00	Investment Policy Received: Yes
Ratio of pledged securities to investments:	N/A	
Financial Institution: TEXAS CAPITAL BANK		
Total CDs, MM:	\$150,000.00	Collateral Security Required: No
Less FDIC coverage:	\$250,000.00	Collateral Security Agreement On File: No
Total pledged securities:	\$0.00	Investment Policy Received: Yes
Ratio of pledged securities to investments:	N/A	
Financial Institution: TEXPOOL		
Total CDs, MM:	\$5,642,710.02	Collateral Security Required: No
Less FDIC coverage:	\$0.00	Collateral Security Agreement On File: No
Total pledged securities:	\$0.00	Investment Policy Received: Yes
Ratio of pledged securities to investments:	N/A	
Financial Institution: THE BANK OF RIVER OAKS-DE		
Total CDs, MM:	\$240,000.00	Collateral Security Required: No
Less FDIC coverage:	\$250,000.00	Collateral Security Agreement On File: No
Total pledged securities:	\$0.00	Investment Policy Received: Yes
Ratio of pledged securities to investments:	N/A	
Financial Institution: UNITED TEXAS BANK		
Total CDs, MM:	\$240,000.00	Collateral Security Required: No
Less FDIC coverage:	\$250,000.00	Collateral Security Agreement On File: No
Total pledged securities:	\$0.00	Investment Policy Received: Yes
Ratio of pledged securities to investments:	N/A	
Financial Institution: UNITY BANK - DEBT		
Total CDs, MM:	\$200,000.00	Collateral Security Required: No
Less FDIC coverage:	\$250,000.00	Collateral Security Agreement On File: No
Total pledged securities:	\$0.00	Investment Policy Received: Yes
Ratio of pledged securities to investments:	N/A	
Financial Institution: UNITY NATIONAL BANK		
Total CDs, MM:	\$140,000.00	Collateral Security Required: No
Less FDIC coverage:	\$250,000.00	Collateral Security Agreement On File: No
Total pledged securities:	\$0.00	Investment Policy Received: Yes
Ratio of pledged securities to investments:	N/A	

East Montgomery County Improvement District

District Debt Service Payments

03/01/2016 - 02/28/2017

<u>Paying Agent</u>	<u>Series</u>	<u>Date Due</u>	<u>Date Paid</u>	<u>Principal</u>	<u>Interest</u>	<u>Total Due</u>
Debt Service Payment Due 08/15/2016						
Wells Fargo Bank, NA	2009	08/15/2016		90,000.00	235,053.13	325,053.13
Wells Fargo Bank, NA	2010R	08/15/2016		385,000.00	44,515.63	429,515.63
		Total Due 08/15/2016		475,000.00	279,568.76	754,568.76
Debt Service Payment Due 02/15/2017						
Wells Fargo Bank, NA	2009	02/15/2017		0.00	232,353.13	232,353.13
Wells Fargo Bank, NA	2010R	02/15/2017		0.00	38,740.63	38,740.63
		Total Due 02/15/2017		0.00	271,093.76	271,093.76
		District Total		\$475,000.00	\$550,662.52	\$1,025,662.52



MUNICIPAL ACCOUNTS
& CONSULTING, L.P.

**East Montgomery County
Improvement District**

Supplemental

Bookkeeper's Report

April 14, 2016

East Montgomery County Improvement District

Account Balances

As of April 14, 2016

Financial Institution (Acct Number)	Issue Date	Maturity Date	Interest Rate	Account Balance	Notes
Fund: Operating					
Certificates of Deposit					
FIRST STATE BANK (XXXX5226)	06/09/2015	06/08/2016	0.50 %	150,000.00	
ICON BANK (XXXX4533)	06/14/2015	06/14/2016	0.38 %	200,000.00	
PLAINS STATE BANK (XXXX8615)	01/07/2016	07/07/2016	0.30 %	240,000.00	
UNITY NATIONAL BANK (XXXX3146)	08/22/2015	07/17/2016	0.25 %	140,000.00	HOTEL/MOTEL
IBC BANK (XXXX2255)	01/23/2016	07/21/2016	0.20 %	140,069.04	HOTEL/MOTEL
TEXAS CAPITAL BANK (XXXX2946)	01/25/2016	07/25/2016	0.35 %	150,000.00	
POST OAK BANK (XXXX3205)	09/12/2015	08/07/2016	0.30 %	150,000.00	
GREEN BANK (XXXX0291)	02/16/2016	08/15/2016	0.40 %	100,000.00	HOTEL/MOTEL
IBC BANK (XXXX1929)	09/23/2015	09/22/2016	0.20 %	50,000.00	
IBC BANK (XXXX1081)	10/23/2015	10/22/2016	0.20 %	50,000.00	
INDEPENDENT BANK (XXXX1020)	10/30/2015	10/29/2016	0.60 %	100,000.00	
UNITED TEXAS BANK (XXXX7653)	03/06/2016	11/02/2016	0.40 %	240,000.00	
ALLEGIANCE BANK (XXXX4214)	03/17/2016	11/12/2016	0.50 %	240,000.00	
SPIRIT OF TEXAS BANK (XXXX2731)	03/31/2016	12/20/2016	0.40 %	240,000.00	
Money Market Funds					
TEXPOOL (XXXX0001)	10/31/2005		0.34 %	2,395,770.74	
PLAINS STATE BANK (XXXX3271)	05/01/2011		0.30 %	452,415.41	Hotel/Motel Tax
TEXPOOL (XXXX0007)	02/23/2015		0.34 %	3,120,524.30	Sale of Property
Checking Account(s)					
PLAINS STATE BANK (XXXX3263)			0.30 %	314,060.13	Checking Account
Totals for Operating Fund:				\$8,472,839.62	
Fund: Capital Projects					
Money Market Funds					
TEXPOOL (XXXX0004)	05/21/2009		0.34 %	58,198.66	Series 2009
TEXPOOL (XXXX0006)	08/17/2009		0.34 %	36,700.01	Surplus
Checking Account(s)					
PLAINS STATE BANK (XXXX3328)			0.00 %	473.89	Checking Account
Totals for Capital Projects Fund:				\$95,372.56	
Fund: Debt Service					
Money Market Funds					
TEXPOOL (XXXX0002)	03/13/2009		0.34 %	26,931.41	
TEXPOOL (XXXX0005)	07/07/2009		0.34 %	4,584.90	Debt Reserve
Checking Account(s)					
PLAINS STATE BANK (XXXX3417)			0.30 %	1,258,897.49	Checking Account
Totals for Debt Service Fund:				\$1,290,413.80	
Fund: Reserve					
Certificates of Deposit					
THE BANK OF RIVER OAKS-DE (XXXX9548)	01/01/2016	07/01/2016	0.30 %	240,000.00	
GREEN BANK - DEBT (XXXX0319)	08/10/2015	08/09/2016	0.50 %	115,000.00	

East Montgomery County Improvement District

Account Balances

As of April 14, 2016

Financial Institution (Acct Number)	Issue Date	Maturity Date	Interest Rate	Account Balance	Notes
Fund: Reserve					
Certificates of Deposit					
UNITY BANK - DEBT (XXXX3249)	08/24/2015	08/23/2016	0.25 %	200,000.00	
Totals for Reserve Fund:				\$555,000.00	
Fund: Events Account					
Checking Account(s)					
PLAINS STATE BANK (XXXX3468)			0.30 %	70,479.83	Checking Account
Totals for Events Account Fund:				\$70,479.83	
Grand total for East Montgomery County Improvement District:				\$10,484,105.81	

EMCID - GOF
Cash Flow Report - Checking Account
As of April 14, 2016

Num	Name	Memo	Amount	Balance
BALANCE AS OF 04/08/2016				\$513,066.71
Receipts				
	No Receipts Activity		<u>0.00</u>	
Total Receipts				0.00
Disbursements				
13095	American Express - McCrady	7100 / 6371 / 6311 / 6340 / 6133 / 6341 / 6312	(9,111.44)	
13096	Champion Rentals, Inc. # 3	6370 · Repairs & Maint - Building	(2,076.88)	
13097	Community Hardware LLC	6371 · Building Supplies	(339.99)	
13098	Complete Facilities Management I.L.C	6335 · Bldg. Maintenance Contract	(8,191.50)	
13099	Discover Web Solutions	6133 · Computers/Access/Software, etc	(201.00)	
13100	Hereford Lynch Sellars & Kiddham	6321 · Advertising	(2,000.00)	
13101	Houston Community Newspapers	6321 · Advertising	(6,448.10)	
13102	J. A. Costanza & Associates, Inc.	6324 · 7010 · 7122 · Engineering Fees	(21,607.08)	
13103	Jack Daniels Delivery Service, Inc.	6344 · Delivery Fees	(40.25)	
13104	Labor Ready Central, Inc.	6372 B · Contract Labor Maintenance	(2,639.04)	
13105	Leisure Development Partners	7010 · Com Dev - Projects	(9,592.60)	
13106	Marks, Richardson P.C.	6320 · 7120 · 2122 · 2320 · 2420 · 6325 · 7106 · 70	(28,822.61)	
13107	Montgomery Co. ESD # 7	700011 · ESD 11 / Now ESD 7	(100,000.00)	
13108	Platinum Coffee Service, Inc.	6340 · Supplies	(161.50)	
13109	Postmaster	6350 · Postage	(458.60)	
13110	Postmaster	6350 · Postage	(644.89)	
13111	Postmaster	6350 · Postage	(832.47)	
13112	Postmaster	6350 · Postage	(778.30)	
13113	Postmaster	6350 · Postage	(773.91)	
13114	Postmaster	6350 · Postage	(870.53)	
13115	Postmaster	6350 · Postage	(701.99)	
13116	Postmaster	6350 · Postage	(754.14)	
13117	Postmaster	6350 · Postage	(169.46)	
13118	Splendora Youth Baseball Association	6321 · Advertising	(875.00)	
13119	Superior Trophies	6340 · Supplies	(18.00)	
13120	Top Hat Catering	6359 · Miscellaneous	<u>(897.30)</u>	
Total Disbursements				<u>(199,006.58)</u>
BALANCE AS OF 04/14/2016				<u><u>\$314,060.13</u></u>

EMCID - GOF
Profit & Loss Budget Performance
 March 2016

	Mar 16	Budget	\$ Over Budget	Jul '15 - Mar 16	YTD Budget	\$ Over Budget	Annual Budget
Ordinary Income/Expense							
Income							
14000 · Income							
14001 · Sales Tax Revenue	566,947	525,000	41,947	6,036,063	5,975,000	61,063	8,400,000
14002 · Hotel / Motel Tax	15,425	15,500	-75	102,856	143,000	-40,144	200,000
14401 · Interest Earned on Temp. Invest	2,746	500	2,246	11,267	4,500	6,767	6,000
15380 · Miscellaneous Income	3,965	0	3,965	7,412	0	7,412	1,000
15392 · Interest Earned on Checking Acc	236	167	70	2,676	1,500	1,176	2,000
14000 · Income - Other	0	0	0	407	0	0	0
Total 14000 · Income	589,319	541,167	48,152	6,160,682	6,124,000	36,682	8,609,000
14300 · EMCID Office Bldg Revenue							
14303 · Building Rents - College	1,500	1,500	0	13,500	13,500	0	18,000
14304 · Events Revenue	0	0	0	1,275	0	1,275	0
14305 · Building Rents - MCYS	300	0	300	794	0	794	0
Total 14300 · EMCID Office Bldg Revenue	1,800	1,500	300	15,569	13,500	2,069	18,000
Total Income	591,119	542,667	48,452	6,176,251	6,137,500	38,751	8,627,000
Expense							
16000 · Administrative Expense							
16011 · Salaries	41,899	50,000	-8,101	368,950	440,000	-71,050	600,000
16012 · Payroll Taxes	3,181	4,792	-1,610	22,874	43,125	-20,251	57,500
16014 · Payroll Charges - Paychex / Adm	240	292	-51	2,318	2,625	-307	3,500
16015 · Retirement	2,280	3,750	-1,470	20,075	33,750	-13,675	45,000
16016 · Health Insurance	9,768	10,417	-648	69,460	93,750	-24,290	125,000
16017 · Worker's Compensation	0	0	0	2,261	0	2,261	3,000
16030 · Mileage/Auto	113	2,917	-2,804	1,976	26,250	-24,274	35,000
16096 · Dues/Professional Memberships	1,300	1,667	-367	17,442	15,000	2,442	20,000
16098 · Subscriptions	0	417	-417	3,251	3,750	-499	5,000
16132 · Office Equipment Lease	783	1,000	-217	5,821	9,000	-3,179	12,000
16133 · Computers/Access/Software, etc	1,611	2,917	-1,305	24,181	26,250	-2,069	35,000
16310 · Travel/Training - Board Members	98	5,417	-5,319	33,843	48,750	-14,907	65,000
16311 · Travel/Training - Board Members	489	4,583	-4,094	27,172	41,250	-14,078	55,000
16312 · Travel/Training Staff	49	2,083	-2,034	21,505	18,750	2,755	25,000
16320 · Legal Fees	16,665	16,667	-2	135,720	150,000	-14,280	200,000
16321 · Advertising	10,689	9,167	1,523	102,445	82,500	19,945	110,000
16322 · Auditing Fees	0	0	0	24,750	25,000	-250	25,000
16323 · Financial Advisor	0	0	0	0	2,000	-2,000	2,000
16324 · Engineering Fees	150	3,000	-2,850	35,202	31,000	4,202	40,000
16325 · Election Expense	4,478	0	4,478	8,940	0	8,940	40,000
16333 · Accounting	0	3,000	-3,000	38,454	31,000	7,454	40,000
16340 · Supplies	1,191	1,000	191	10,210	12,000	-1,790	18,000
16341 · Printing	9,599	7,750	1,849	36,634	51,750	-15,116	75,000
16344 · Delivery Fees	606	583	23	4,230	5,250	-1,020	7,000
16350 · Postage	0	2,500	-2,500	25,314	22,500	2,814	30,000
16351 · Telephone Expense	2,003	2,917	-914	19,336	26,250	-6,914	35,000
16359 · Miscellaneous	0	0	0	12,900	0	12,900	10,000

EMCID - GOF
Profit & Loss Budget Performance
 March 2016

	Mar 16	Budget	\$ Over Budget	Jul '15 - Mar 16	YTD Budget	\$ Over Budget	Annual Budget
16360 · Bank Service Charges	100	0	100	97	0	97	0
Total 16000 · Administrative Expense	107,293	136,833	-29,540	1,075,363	1,241,500	-166,137	1,718,000
16200 · Building Expense							
16335 · Bldg. Maintenance Contract	15,480	10,000	5,480	90,881	77,000	13,881	98,000
16336 · Grounds Maintenance	0	100	-100	1,985	2,350	-365	10,000
16337 · Security	0	0	0	0	0	0	1,000
16338 · Pond Care	0	0	0	0	0	0	1,000
16352 · Utilities	6,627	7,500	-873	84,041	89,500	-5,459	115,000
16361 · Insurance - Building	38,174	39,000	-826	42,320	39,000	3,320	39,000
16362 · Miscellaneous - Building	0	0	0	0	0	0	1,000
16366 · Waste Removal	0	0	0	3,381	0	3,381	1,000
16367 · Pest Control	57	0	57	702	750	-48	1,000
16370 · Repairs & Maint - Building	4,716	9,000	-4,284	116,093	105,000	11,093	125,000
16371 · Building Supplies	397	0	397	5,283	0	5,283	10,000
16372 · Contract Labor							
16372 b · Maintenance	8,866	6,667	2,200	113,977	60,000	53,977	80,000
Total 16372 · Contract Labor	8,866	6,667	2,200	113,977	60,000	53,977	80,000
16374 · Capital Items	0	0	0	29,250	0	29,250	60,000
17306 · Building Improvements - Capital	0	0	0	0	0	0	10,000
Total 16200 · Building Expense	74,318	72,267	2,051	487,913	373,600	114,313	552,000
17000 · Community Development							
17000 6 · ESD # 6	58,164	58,164	0	523,479	723,507	-200,028	898,000
17000 7 · ESD # 7	19,417	19,417	0	174,753	524,749	-349,996	583,000
1700011 · ESD 11	250,000	0	250,000	250,000	100,000	150,000	350,000
17002 · Com Dev - Legal Fees	395	0	395	21,660	4,500	17,160	10,000
17004 · Com Dev - Special Events	1,999	28,000	-26,001	519,808	232,000	287,808	300,000
17008 · Community Development - Grants	0	0	0	236,608	0	236,608	150,000
17010 · Com Dev - Projects	9,924	0	9,924	40,279	150,000	-109,721	300,000
17011 · Scholarship Program	0	165,000	-165,000	1,612	213,000	-211,388	450,000
17013 · Safety Patrol	0	0	0	41,960	0	41,960	50,000
Total 17000 · Community Development	339,899	270,581	69,318	1,810,159	1,947,756	-137,597	3,091,000
17200 · Economic Development Exp							
17100 · Eco Dev - Marketing	17,412	30,000	-12,588	81,141	145,000	-63,859	200,000
17105 · EDC - RLF	0	200,000	-200,000	0	225,000	-225,000	450,000
17106 · Eco Dev - Legal	902	4,000	-3,098	17,209	28,000	-10,791	40,000
17120 · Legal for Land/Bldg/Industrial	9,215	5,833	3,381	59,656	52,500	7,156	70,000
17122 · Eng Fees - Industrial Pk	11,533	2,750	8,783	45,910	89,250	-43,340	100,000
17140 · Eco Dev Incentives	0	0	0	25,000	0	25,000	200,000
17200a · Economic Development Exp - Othe	0	0	0	0	0	0	20,000
17201 · Industrial Park Signage Lease	0	0	0	20,000	20,000	0	20,000
17600 · Industrial Park Capital Improv	16,755	0	16,755	60,255	0	60,255	150,000
17640 · Current Year Incentives Due	13,000	0	13,000	13,000	0	13,000	0
Total 17200 · Economic Development Exp	68,817	242,583	-173,766	322,170	559,750	-237,580	1,250,000

EMCID - GOF
Profit & Loss Budget Performance
March 2016

	Mar 16	Budget	\$ Over Budget	Jul '15 - Mar 16	YTD Budget	\$ Over Budget	Annual Budget
17300 · Building - Debt Service Exp	90,000	90,000	0	810,000	810,000	0	1,080,000
17302 · Building Payment	90,000	90,000	0	810,000	810,000	0	1,080,000
Total 17300 · Building - Debt Service Exp	0	0	0	0	0	0	300,000
17800 · Savings Expenditures	0	24,880	-24,880	2,010	83,224	-81,214	100,000
17900 · TyDot Services	680,327	837,144	-156,817	4,507,614	5,015,830	-508,216	8,091,000
Total Expense	-89,208	-294,478	205,269	1,668,637	1,121,670	546,967	536,000
Net Ordinary Income							
Other Income/Expense							
Other Expense	0	0	0	0	0	0	20,000
17400a · Earth Quest - Other	0	0	0	64,343	65,000	-657	511,000
17510 · Industrial Pk Land Purchase	0	0	0	64,343	65,000	-657	531,000
Total Other Expense	0	0	0	-64,343	-65,000	657	-531,000
Net Other Income							
Net Income	-89,208	-294,478	205,269	1,604,294	1,056,670	547,624	5,000

East Montgomery County Improvement District

Summary of Pledged Securities

As of April 14, 2016

Financial Institution: ALLEGIANCE BANK		
Total CDs, MM:	\$240,000.00	Collateral Security Required: No
Less FDIC coverage:	\$250,000.00	Collateral Security Agreement On File: No
Total pledged securities:	\$0.00	Investment Policy Received: Yes
Ratio of pledged securities to investments:	N/A	
Financial Institution: FIRST STATE BANK		
Total CDs, MM:	\$150,000.00	Collateral Security Required: No
Less FDIC coverage:	\$250,000.00	Collateral Security Agreement On File: No
Total pledged securities:	\$0.00	Investment Policy Received: Yes
Ratio of pledged securities to investments:	N/A	
Financial Institution: GREEN BANK		
Total CDs, MM:	\$100,000.00	Collateral Security Required: No
Less FDIC coverage:	\$250,000.00	Collateral Security Agreement On File: No
Total pledged securities:	\$0.00	Investment Policy Received: Yes
Ratio of pledged securities to investments:	N/A	
Financial Institution: GREEN BANK - DEBT		
Total CDs, MM:	\$115,000.00	Collateral Security Required: No
Less FDIC coverage:	\$250,000.00	Collateral Security Agreement On File: No
Total pledged securities:	\$0.00	Investment Policy Received: Yes
Ratio of pledged securities to investments:	N/A	
Financial Institution: IBC BANK		
Total CDs, MM:	\$240,069.04	Collateral Security Required: No
Less FDIC coverage:	\$250,000.00	Collateral Security Agreement On File: No
Total pledged securities:	\$0.00	Investment Policy Received: Yes
Ratio of pledged securities to investments:	N/A	
Financial Institution: ICON BANK		
Total CDs, MM:	\$200,000.00	Collateral Security Required: No
Less FDIC coverage:	\$250,000.00	Collateral Security Agreement On File: No
Total pledged securities:	\$0.00	Investment Policy Received: Yes
Ratio of pledged securities to investments:	N/A	
Financial Institution: INDEPENDENT BANK		
Total CDs, MM:	\$100,000.00	Collateral Security Required: No
Less FDIC coverage:	\$250,000.00	Collateral Security Agreement On File: No
Total pledged securities:	\$0.00	Investment Policy Received: Yes
Ratio of pledged securities to investments:	N/A	
Financial Institution: PLAINS STATE BANK (Depository Bank)		
Total CDs, MM, and Checking Accounts:	\$2,336,326.75	Collateral Security Required: Yes
Less FDIC coverage:	\$250,000.00	Collateral Security Agreement On File: Yes
Total pledged securities:	\$2,626,611.24	Investment Policy Received: Yes
Ratio of pledged securities to investments:	125.89 %	

East Montgomery County Improvement District

Summary of Pledged Securities

As of April 14, 2016

Financial Institution: POST OAK BANK		
Total CDs, MM:	\$150,000.00	Collateral Security Required: No
Less FDIC coverage:	\$250,000.00	Collateral Security Agreement On File: No
Total pledged securities:	\$0.00	Investment Policy Received: Yes
Ratio of pledged securities to investments:	N/A	
Financial Institution: SPIRIT OF TEXAS BANK		
Total CDs, MM:	\$240,000.00	Collateral Security Required: No
Less FDIC coverage:	\$250,000.00	Collateral Security Agreement On File: No
Total pledged securities:	\$0.00	Investment Policy Received: Yes
Ratio of pledged securities to investments:	N/A	
Financial Institution: TEXAS CAPITAL BANK		
Total CDs, MM:	\$150,000.00	Collateral Security Required: No
Less FDIC coverage:	\$250,000.00	Collateral Security Agreement On File: No
Total pledged securities:	\$0.00	Investment Policy Received: Yes
Ratio of pledged securities to investments:	N/A	
Financial Institution: TEXPOOL		
Total CDs, MM:	\$5,642,710.02	Collateral Security Required: No
Less FDIC coverage:	\$0.00	Collateral Security Agreement On File: No
Total pledged securities:	\$0.00	Investment Policy Received: Yes
Ratio of pledged securities to investments:	N/A	
Financial Institution: THE BANK OF RIVER OAKS-DE		
Total CDs, MM:	\$240,000.00	Collateral Security Required: No
Less FDIC coverage:	\$250,000.00	Collateral Security Agreement On File: No
Total pledged securities:	\$0.00	Investment Policy Received: Yes
Ratio of pledged securities to investments:	N/A	
Financial Institution: UNITED TEXAS BANK		
Total CDs, MM:	\$240,000.00	Collateral Security Required: No
Less FDIC coverage:	\$250,000.00	Collateral Security Agreement On File: No
Total pledged securities:	\$0.00	Investment Policy Received: Yes
Ratio of pledged securities to investments:	N/A	
Financial Institution: UNITY BANK - DEBT		
Total CDs, MM:	\$200,000.00	Collateral Security Required: No
Less FDIC coverage:	\$250,000.00	Collateral Security Agreement On File: No
Total pledged securities:	\$0.00	Investment Policy Received: Yes
Ratio of pledged securities to investments:	N/A	
Financial Institution: UNITY NATIONAL BANK		
Total CDs, MM:	\$140,000.00	Collateral Security Required: No
Less FDIC coverage:	\$250,000.00	Collateral Security Agreement On File: No
Total pledged securities:	\$0.00	Investment Policy Received: Yes
Ratio of pledged securities to investments:	N/A	

East Montgomery County Improvement District

District Debt Service Payments

03/01/2016 - 02/28/2017

<u>Paying Agent</u>	<u>Series</u>	<u>Date Due</u>	<u>Date Paid</u>	<u>Principal</u>	<u>Interest</u>	<u>Total Due</u>
Debt Service Payment Due 08/15/2016						
Wells Fargo Bank, NA	2009	08/15/2016		90,000.00	235,053.13	325,053.13
Wells Fargo Bank, NA	2010R	08/15/2016		385,000.00	44,515.63	429,515.63
		Total Due 08/15/2016		475,000.00	279,568.76	754,568.76
Debt Service Payment Due 02/15/2017						
Wells Fargo Bank, NA	2009	02/15/2017		0.00	232,353.13	232,353.13
Wells Fargo Bank, NA	2010R	02/15/2017		0.00	38,740.63	38,740.63
		Total Due 02/15/2017		0.00	271,093.76	271,093.76
		District Total		\$475,000.00	\$550,662.52	\$1,025,662.52